

COUNTRY CLUB PARK

1313 N. Webb Rd., Wichita, KS



DRONE VIDEO OF PROPERTY



Offered exclusively by: **Amy Liebau** | 316-292-3927 | amy@lahamdevelopment.com

J.P. Weigand & Sons, Inc. Commercial Division | 150 N. Market Wichita, KS 67202 | WeigandCommercial.com

COUNTRY CLUB PARK

1313 N. Webb Rd., Wichita, KS




2 PAD SITES AVAILABLE
Land Lease



PROPERTY HIGHLIGHTS

- Two pad sites available for land lease
 - Pad Site 1: 1.24 acres
 - Pad Site 2: 1.08 acres
- Located near Bradley Fair and Waterfront shopping and dining.

DEMOGRAPHICS

	1 MILE	3 MILES	5 MILES
 POPULATION	3,010	61,202	160,045
 AVERAGE HH INCOME	\$240,474	\$102,086	\$86,768
 MEDIAN AGE	44.6	38.3	35.9

TRAFFIC COUNTS

 13TH ST. N & WEBB RD.	36,104 VPD
--	------------



Offered exclusively by: **Amy Liebau** | 316-292-3927 | amy@lahamdevelopment.com

COUNTRY CLUB PARK

1313 N. Webb Rd., Wichita, KS

2 PAD SITES AVAILABLE
Land Lease



Offered exclusively by: Amy Liebau | 316-292-3927 | amy@lahamdevelopment.com